

# Waste Outlet Fittings, Waste Accessories and Handipak



## SECTION 7



Waste Outlet Fittings, Waste Accessories and Handipak

# Waste Outlet Fittings

## General

- Waste outlets are moulded in polypropylene unless otherwise stated
- Centre pin models are supplied with dry fixing washers and backnut models are supplied with backnuts and washers
- Centre pin and backnut models are supplied with PVC plugs unless otherwise stated
- Waste outlets incorporating an overflow are supplied with flexible tube with an OD of 25mm unless otherwise stated
- All chains are supplied with two triangles

## Chrome Plated Brass Basin Wastes with Chrome Plated Brass Backnuts



**Backnut Model** 1 1/4" x 60mm flange x 3 1/2" slotted tail with spring-loaded mushroom plug

Code **CW60-CB**



**Backnut Model** 1 1/4" x 60mm flange x 3 1/2" slotted tail with swivel plug

Code **CW60SP-CB**



**Backnut Model** 1 1/4" x 60mm flange x 3 1/2" unslotted tail with spring-loaded mushroom plug

Code **CWU60-CB**



**Backnut Model** 1 1/4" x 60mm flange x 3 1/2" unslotted tail with swivel plug

Code **CWU60SP-CB**



**Backnut Model** 1 1/4" x 60mm flange x 3 1/2" unslotted tail, free flowing (open) with mushroom cover plate

Code **DWU60-CB**



**Backnut Model** 1 1/4" x 60mm flange x 3 1/2" slotted tail with swivel handle plug

Code **BW60SPH-CB**



**Backnut Model** 1 1/4" x 60mm flange x 3 1/2" slotted tail with square spring-loaded plug

Code **CW60SQ-CB**



**Backnut Model** 1 1/4" x 60mm flange x 3 1/2" unslotted tail with swivel handle plug

Code **BWU60SPH-CB**



**Backnut Model** 1 1/4" x 60mm flange x 3 1/2" unslotted tail with square spring-loaded plug

Code **CWU60SQ-CB**



**Extended Backnut** 1 1/4" x 55mm tail: threaded shroud and extension piece

Code **GWAL-CB**

# Basin Waste Outlets

## Centre Pin Basin Wastes



- The centre pin dry fixing connection has the advantage of a quick, simple and neat installation and affords a saving in material and labour costs. Additionally the polished stainless steel flange eliminates the problem of chrome plating deterioration

## Centre Pin Basin Wastes - Stainless Steel Flange



### Centre Pin Model

	Code
1 1/4" x 60mm flange with plug	<b>BSW1P</b>
1 1/4" x 60mm flange, plug with CP chain and stay	<b>BSW1PC</b>
1 1/2" x 60mm flange with plug	<b>BSW2P</b>
1 1/2" x 60mm flange, plug with CP chain and stay	<b>BSW2PC</b>



### Centre Pin Model with backnut and washer for basin bracket if required

1 1/4" x 60mm flange with plug	<b>BSW11P</b>
1 1/4" x 60mm flange, plug with CP chain and stay	<b>BSW11PC</b>

## Backnut Basin Wastes - Chrome Plated Plastic



### Backnut Model

1 1/4" x 60mm flange x 3 1/2" slotted tail with plug	<b>BW1</b>
1 1/4" x 60mm flange x 3 1/2" unslotted tail with plug	<b>BW1A</b>



### Backnut Model

1 1/4" x 60mm flange x 3 1/2" slotted tail with CP plug	<b>CW1</b>
---	------------

# Basin Waste Outlets

## Backnut Basin Wastes



Stainless steel flange - white plastic body

1¼" x 60mm flange x 3½" slotted tail with plug

Code

**BSW1**

1¼" x 60mm flange x 3½" unslotted tail with plug

**BSW2**



Stainless steel flange - black plastic body

1¼" x 60mm flange x 3½" slotted tail with plug

**BSW12**

1¼" x 60mm flange x 3½" slotted tail, plug with triangle

**BSW12T**

1¼" x 60mm flange x 3½" slotted tail, plug with CP chain and stay

**BSW12C**



White plastic

1¼" x 60mm flange x 3½" slotted tail with plug

**W1**

1¼" x 60mm flange x 3½" unslotted tail with plug

**W1A**

## Combined Wastes and Overflows for Vanity Basin

Centre Pin Models - stainless steel flange

Banjo Model - white plastic



1¼" x 60mm flange, CP overflow grid, plug and CP chain



1¼" x 60mm flange, CP overflow grid, plug and CP chain



1¼" x 60mm flange x 3½" tail, plug and CP chain

Basin Waste Outlets

Code **FVW1P\***

Code **FVW1PC**

Code **FVW1PW**

\* Nut and bolt overflow connection and compression connection to flexible tube

### Bath Wastes



**Backnut Model** CP brass 1 1/2" x 70mm flange x 44mm tail with spring-loaded mushroom plug

Code **CBW70-CB**



**Centre Pin Model** 1 1/2" x 70mm CP brass flange x 60mm tail with spring-loaded mushroom plug

Code **CWS70-CB**



**Backnut Model** 1 1/2" x 70mm CP brass flange x 58mm tail with swivel plug

Code **CBW70-SW**



**Backnut Model** 1 1/2" x 70mm CP brass flange x 58mm tail with spring-loaded mushroom plug

Code **CBW70-CLK**



**Combined Waste and Overflow Centre Pin Model** 1 1/2" x 70mm CP brass flange x 60mm tail with spring-loaded mushroom plug and matching overflow cover plate

Code **CBWF70CB**


### Centre Pin Bath Wastes - Stainless Steel Flange



**Centre Pin Model**


1 1/4" x 70mm flange with plug

Code **BSW9P**



1 1/4" x 70mm flange with plug and CP chain

Code **BSW9PC**



1 1/2" x 70mm flange with plug

Code **BSW10P**



1 1/2" x 70mm flange with plug

Code **BSW15P**

1 1/2" x 70mm flange with plug and CP chain

Code **BSW15PC**

### Backnut Bath Wastes



**Backnut Model** - stainless steel flange

1 1/2" x 70mm flange x 1 1/2" unslotted tail with plug

Code **BSW10**



**Backnut Model** - chrome plated plastic

1 1/2" x 70mm flange x 1 1/2" unslotted tail with plug

Code **BW5**



**Backnut Model** - white plastic

1 1/4" x 70mm flange x 1 1/2" unslotted tail with plug

Code **W4**

1 1/2" x 70mm flange x 1 1/2" unslotted tail with plug

Code **W5**

■ All the above waste outlet fittings are suitable for use with traps listed on pages 18-19

# Pop-Up Bath Wastes and Overflows

## Pop-Up Bath Wastes and Overflows, Centre Pin Models - Stainless Steel Flange




1½" x 70mm flange with CP brass overflow/command knob

Code **PUB-CPB**



1½" x 70mm CP flange and mushroom plug with CP brass overflow/command knob

Code **PUB-CPX**



1½" x 70mm CP stainless steel flange, CP brass control knob and mushroom plug. Side inlet connection for 19/23mm condensate or condense drain

Code **PUBX-SP**

1½" x 70mm flange with CP plastic overflow/command knob

Code **PUB-CP**

1½" x 70mm colour matched white plastic flange and overflow/command knob

Code **PUB-WH**

■ The CBWF70-CB and all pop-up bath wastes have 34mm diameter overflow tubes

### Push Button Bath Pop-Up Waste with Trap and Overflow

- CP brass overflow with push button action to operate CP brass mushroom plug
- 1½" x 50mm water seal trap with Multifit outlet
- Overall height of trap 110mm
- Cable and overflow length 575mm, 700mm and 1m
- Compression overflow connection to trap



Code **PUB-PB-575**

Code **PUB-PB-700**

Code **PUB-PB-1M**

### Combined Wastes and Overflows



**Centre Pin Model** - stainless steel flange

	Code
1¼" x 70mm flange, SS overflow grating, plug and CP chain	<b>FBW1P*</b>
1½" x 70mm flange, SS overflow grating, plug and CP chain	<b>FBW2P*</b>

\* Nut and bolt overflow connection and compression connection to flexible tube

1¼" x 70mm flange, CP overflow grating, plug and CP chain	<b>FBW1PC</b>
1½" x 70mm flange, CP overflow grating, plug and CP chain	<b>FBW2PC</b>



**Combined Wastes and Overflows with removable Grid for cleaning**

1½" x 70mm CP plastic flange, CP overflow grating and 34mm diameter overflow tube, plug and CP chain	<b>FBW2R-C</b>
1½" x 70mm white plastic flange and 34mm diameter overflow tube, plug and CP chain	<b>FBW2R-W</b>

**Centre Pin Model**

1½" x 70mm white plastic waste and overflow, plug and CP chain	<b>FBW2PW</b>
--	---------------

■ All the above waste outlet fittings are suitable for use with traps listed on page 18

# Sink Waste Outlets

## Centre Pin Sink Wastes - Stainless Steel Flange



### Centre Pin Model

	Code
1 1/4" x 85mm flange with plug	<b>BSW3P</b>
1 1/4" x 85mm flange, plug with CP chain and stay	<b>BSW3PC</b>
1 1/2" x 85mm flange with plug	<b>BSW6P</b>
1 1/2" x 85mm flange, plug with CP chain and stay	<b>BSW6PC</b>



### Centre Pin Model

1 1/2" x 85mm flange with black PVC handle plug	<b>BSW6PR</b>
---	---------------



### Centre Pin Model

1 1/2" x 70mm flange with black PVC handle plug	<b>BSW10PR</b>
---	----------------



### Centre Pin Model

2" x 85mm flange with plug	<b>BSW21P</b>
2" x 85mm flange, plug with CP chain and stay	<b>BSW21PC</b>



### Centre Pin Model Waste for Belfast Sink

1 1/2" x 85mm flange with CP handle plug	<b>BSW6CP2H</b>
--	-----------------



### Centre Pin Model Reducer Waste

1 1/2" x 113mm flange with black ABS handle plug	<b>SW45P</b>
1 1/2" x 113mm flange, plug with CP chain and stay	<b>BSW45P</b>

## Backnut Sink Waste



### Backnut Model - white plastic

1 1/2" x 85mm flange x 3 1/2" unslotted tail with plug	<b>W3</b>
--	-----------





**Centre Pin Model** - stainless steel flange

Code

1¼" x 85mm flange, CP overflow grid, plug and CP chain

**FSW1PC**

1½" x 85mm flange, CP overflow grid, plug and CP chain

**FSW2PC**

1½" x 70mm flange, CP overflow grid, plug and CP chain

**FSW2PC-70**



**Centre Pin Model** - stainless steel flange

1¼" x 85mm flange, black overflow grid, plug and CP chain

**FSW1PP**

1½" x 85mm flange, black overflow grid, plug and CP chain

**FSW2PP**

1½" x 70mm flange, black overflow grid, plug and CP chain

**FSW2PP-70**



**Centre Pin Model** - stainless steel flange

1½" x 85mm flange, rectangular overflow (no overflow grid), plug with CP chain and stay, supplied with reversible dual purpose overflow washer for curved or flat sink bowl

**FSW2PR**

1½" x 70mm flange, rectangular overflow (no overflow grid), plug with CP chain and stay, supplied with reversible dual purpose overflow washer for curved or flat sink bowl

**FSW2PR-70**



**Centre Pin Model** - stainless steel flange

1¼" x 85mm flange, CP overflow grid, plug with CP chain and stay

**FSW1P\***

1½" x 85mm flange, CP overflow grid, plug with CP chain and stay

**FSW2P\***

\* Nut and bolt overflow connection and compression connection to flexible tube



**Reducer Waste and Overflow**

**Centre Pin Model** - stainless steel flange

1½" x 113mm flange, CP overflow grid, plug and CP chain

**FSW45P**

# Basket Strainer Wastes

## Basket Strainer Wastes



**Centre Pin Model** - stainless steel flange  
**Stemball plug**

	Code
1½" x 113mm flange	<b>BWSTSS</b>
1½" x 113mm flange, PVD finish (gold)	<b>BSWPVD</b>



**Centre Pin Model** - stainless steel flange  
**Spring-Loaded plug**

1½" x 113mm flange	<b>BSWCLS</b>
--------------------	---------------



**Backnut Model** - chrome plated brass  
**Spring-Loaded plug**

1½" x 113mm flange	<b>BSW-BR-CP</b>
--------------------	------------------



**Basket Strainer Waste and Overflow**  
**Centre Pin Model** - stainless steel flange  
**Stemball plug**

1½" x 113mm flange, rectangular overflow, (no overflow grid)	<b>BWSTOFRS</b>
1½" x 113mm flange with CP overflow grid	<b>BWSTOFSS</b>
1½" x 113mm flange, overflow grid, PVD finish (gold)	<b>FBSWPVD</b>

**Centre Pin Model** - stainless steel flange  
**Spring-Loaded plug**

1½" x 113mm flange with CP overflow grid	<b>BSWCLS-OFSS</b>
--	--------------------



**Mini Basket Strainer Waste**  
**Centre Pin Model** - stainless steel flange  
**Stemball plug**

1½" x 85mm flange	<b>MBSWSS85</b>
1½" x 85mm flange, PVD finish (gold)	<b>MBS85PVD</b>



**Mini Basket Strainer Waste and Overflow**  
**Centre Pin Model** - stainless steel flange  
**Stemball plug**

1½" x 85mm flange with CP overflow grid	<b>FMBSWSS85</b>
1½" x 85mm flange overflow grid, PVD finish (gold)	<b>FMBS85PVD</b>

- Basket strainer wastes are supplied with a 41mm long fixing ferrule and mini basket strainer wastes with a 55mm long fixing ferrule. Longer fixing ferrules available as follows: 70mm long Code: BRBOLT70 and 90mm long Code: BRBOLT90



**Stainless Steel Strainer plug for Basket Strainer Waste stemball model**

Code **BWSTSS-TOP**



**Stainless Steel Strainer plug for Basket Strainer Waste with rubber finger seal connection**

Code **BSKTOP**

## Pop-Up Sink Wastes



**Pop-Up Wastes and Overflows Centre Pin Model - stainless steel flange**

	Code
1½" x 70mm flange with CP plastic command knob	<b>PUS70-CP</b>
1½" x 70mm flange, flexible overflow, CP plastic grid and command knob	<b>PUFS70-CP</b>



**Pop-Up Basket Strainer Wastes and Overflows Centre Pin Model - stainless steel flange**

1½" x 113mm flange basket strainer waste with CP plastic command knob	<b>PUS113-CP</b>
1½" x 113mm flange basket strainer waste, flexible overflow, CP plastic grid and command knob	<b>PUFS113-CP</b>

# Shower Waste Outlets

## Centre Pin Shower Wastes - Stainless Steel Flange



**Centre Pin Model** - stainless steel flange

1¼" x 70mm flange

Code

**BSW9P-F**

1½" x 70mm flange

**BSW10P-F**

## Backnut Wastes



**Backnut Model** - stainless steel flange

1½" x 60mm flange x 70mm tail

**CSWU3P**



**Backnut Model** - CP plastic

1½" x 70mm flange x 1½" tail

**CWS5**



**Backnut Model** - white plastic

1½" x 70mm flange x 1½" tail

**WS5**



**Backnut Model** - white plastic

1½" x 85mm flange x 3½" tail

**WS3**



**High-Flow Shower Waste - Top Access Backnut Model** - white plastic

1½" x 113mm flange x 2¾" tail

**SWHF1-WH**

2" x 113mm flange x 2¾" tail

**SWHF2-WH**



**High-Flow Shower Waste - Top Access Backnut Model** - standard cover flange

	Code
1½" x 113mm flange x 2¾" white plastic tail	<b>SWHF3-WH</b>
1½" x 113mm flange x 2¾" CP plastic tail	<b>SWHF3-CP</b>
2" x 113mm flange x 2¾" white plastic tail	<b>SWHF4-WH</b>
2" x 113mm flange x 2¾" CP plastic tail	<b>SWHF4-CP</b>



**High-Flow Shower Waste - Top Access Backnut Model** - plain cover flange

1½" x 113mm flange x 2¾" white plastic tail	<b>SWHF5-WH</b>
1½" x 113mm flange x 2¾" CP plastic tail	<b>SWHF5-CP</b>
2" x 113mm flange x 2¾" white plastic tail	<b>SWHF6-WH</b>
2" x 113mm flange x 2¾" CP plastic tail	<b>SWHF6-CP</b>

Code **BSW10P-F**



Code **CSWU3P**



Code **CWS5**



## Pumped Shower Waste Outlets

### Untrapped Shower Wastes with Top Access

- For use with pumped waste where normal gravity discharge is not possible



**Centre Pin Model** - 70mm polished stainless steel flange with plastic strainer grid and 15mm 'O' ring pushfit outlet

Code	<b>UPSW-1</b>
------	---------------



70mm CP brass flange with top access x 15mm plain tail outlet

Code	<b>UPSW-2</b>
------	---------------



85mm CP brass flange with top access x 15mm plain tail outlet

Code	<b>UPSW-3</b>
------	---------------



70mm CP brass flange with top access x 22mm plain tail outlet

Code	<b>UPSW-2-22MM</b>
------	--------------------

85mm CP brass flange with top access x 22mm plain tail outlet

Code	<b>UPSW-3-22MM</b>
------	--------------------



113mm CP brass flange with top access x 22mm plain tail outlet

Code	<b>UPSW-4-22MM</b>
------	--------------------



Code **UPSW-3-22MM**

### Backnut Urinal Wastes



**Backnut Model** - domed flange

Code

1¼" x 60mm flange x 3½" white plastic tail

**WU10**

1½" x 60mm flange x 2" white plastic tail

**WU11**



**Backnut Model** - domed flange with removable dome

2" x 85mm flange x 1⅝" grey plastic tail

**GWU20**

2" x 85mm flange x 1⅝" white plastic tail

**WU20**



**Backnut Model** - flush flange

1¼" x 60mm flange x 3½" CP plastic tail

**CWU1A**

1¼" x 60mm flange x 3½" white Plastic tail

**WU1A**



**Backnut Model** - flush flange

1¼" x 60mm flange x 2⅛" CP plastic tail

**CWU1S**

1¼" x 60mm flange x 2⅛" white Plastic tail

**WU1S**



**WhiffAway** - Backnut Model

Eliminates odours and reduces water usage

1¼" x 63mm flange x 50mm tail with two stainless steel domes

**WHIF-1**

1¼" x 63mm flange x 90mm tail with two stainless steel domes

**WHIF-1A**

1½" x 63mm flange x 50mm tail with two stainless steel domes

**WHIF-2**

1½" x 63mm flange x 90mm tail with two stainless steel domes

**WHIF-2A**

2" x 85mm flange x 40mm tail with two stainless steel domes

**WHIF-3**

Box of 26 replaceable urinal discs

**WHIFDISC**

■ All WhiffAway urinal waste outlet fittings are supplied with a starter pack of 26 replaceable urinal discs

### Waste with plug for Caravans and Boats




This waste has a plain tail and can be fitted into any 1¼" x 75mm water seal adjustable inlet trap - e.g. AA10 see page 6. Remove standard adjustable inlet supplied and substitute fitting

50mm plastic flange, ¾" BSP thread, plug with special locking nut **CTW1**





# Waste Accessories and Soap Dispenser

## Plugs


	<b>Black Plastic with Rubber Seal</b>	Code
	1 3/4" with handle	<b>BP2H</b>
	<b>Black PVC</b>	Code
	1 1/2" with handle	<b>BP3H</b>
	1 3/4" with handle	<b>BP4H</b>
	<b>White Plastic with Rubber Seal</b>	Code
	1 3/4" with handle	<b>WP2H</b>
	<b>CP Plastic with Rubber Seal</b>	Code
	1 1/2" with handle	<b>CP1H</b>
	1 3/4" with handle	<b>CP2H</b>
	<b>CP Plastic with Rubber Seal</b>	Code
	1 1/2"	<b>CP1</b>
	1 3/4"	<b>CP2</b>
	<b>Black PVC</b>	Code
	1 1/2"	<b>BP3</b>
	1 1/2" with triangle	<b>BP3T</b>
		Code
	1 3/4"	<b>BP4</b>
	1 3/4" with triangle	<b>BP4T</b>
		Code
	2"	<b>BP5</b>
	<b>White Plastic with Rubber Seal</b>	Code
	1 1/2"	<b>WP1</b>
	1 1/2" with triangle	<b>WP1T</b>
		Code
	1 3/4"	<b>WP2</b>
	1 3/4" with triangle	<b>WP2T</b>
	<b>White PVC</b>	Code
	1 1/2"	<b>WP3</b>
	1 1/2" with triangle	<b>WP3T</b>
		Code
	1 3/4"	<b>WP4</b>
	1 3/4" with triangle	<b>WP4T</b>
	<b>Captive Plug - Black Plastic</b>	Code
	1 1/2"	<b>BP1-CAP†</b>
	1 3/4"	<b>BP2-CAP†</b>

† Note: BP1-CAP and BP2-CAP are only for use with MCApine wastes which have a centre pin fixing


## Chains

	Code
	10" CP chain and two triangles
	<b>CH5</b>
	Code
	16" CP chain and two triangles
	<b>CH4</b>
	Code
	18" CP chain and two triangles
	<b>CH4-18</b>
	Code
	10" CP chain and two triangles, stay and nut
	<b>CH10</b>


## Backnuts

	<b>White Plastic with Rubber Washer</b>	Code
	1 1/4" x 60mm flange	<b>BN1</b>
	1 1/2" x 70mm flange	<b>BN2</b>
	1 1/2" x 85mm flange	<b>BN3</b>
	2" x 75mm flange	<b>BN5</b>


## Tap Hole Stoppers

	<b>Stainless Steel</b>	Code
	16mm long thread	<b>TAPSTOP-SS</b>
	40mm long thread	<b>TAPSTOP-SS40</b>
	<b>White Plastic</b>	Code
	17mm long thread	<b>TAPSTOP-WH</b>

## Overflow Stopper

	<b>Black Plastic</b>	Code
	17mm long thread	<b>O/FSTOP-BL</b>

## Soap Dispenser

	<b>Sink</b> 1/2 litre bottle with CP plastic top	Code
		<b>SOAP-CP</b>



### Card Description



- 1 Two Basin Plugs
- 2 Two Sink or Bath Plugs
- 3 Basin Plug, Chain & Stay
- 4 Bath Plug & Chain
- 5 Sink Plug & Chain
- 6 Chrome Plated Basin & Bath Plugs
- 7 Chrome Plated Handle Basin Plug
- 8 Chrome Plated Handle Sink or Bath Plug
- 9 White Handle Sink or Bath Plug
- 10 Indian Ivory Handle Sink or Bath Plug
- 11 Mocca Handle Sink or Bath Plug
- 12 Basin Chain & Stay
- 13 Bath Chain
- 14 White Pop-Up Plug
- 15 Indian Ivory Pop-Up Plug
- 16 Mocca Pop-Up Plug
- 17 Stainless Steel Pop-Up Plug
- 18 Tap Hole Stopper
- 19 Sink Overflow Stopper
- 20 1 1/4" Backnut & Washer
- 21 1 1/2" Backnut & Washer
- 22 Two 1 1/4" Multifit Washer Sets
- 23 Two 1 1/2" Multifit Washer Sets
- 24 Five 1 1/4" Rubber Washers
- 25 Five 1 1/2" Rubber Washers
- 26 1 1/2" x 1 1/4" Reducer
- 27 1 1/2" x 1 1/4" Trap Inlet Reducer
- 28 1 1/4" BSP Coupling 2" Long
- 29 1 1/2" BSP Coupling 2" Long
- 30 1 1/2" European to UK Waste Adaptor



- |   |  |
|---|--|
| <ol style="list-style-type: none"> <li>31 Five Rubber 'O' Rings for Shower Trap Dip Tube</li> <li>32 Two CP Grids for Shower Traps</li> <li>33 Two White Grids for Shower Traps</li> <li>34 Two Gold Grids for Shower Traps</li> <li>49 Stainless Steel Strainer Plug (Stemball)</li> <li>50 White Strainer Plug</li> <li>51 Indian Ivory Strainer Plug</li> <li>52 Mocca Strainer Plug</li> <li>53 Stainless Steel Strainer Plug</li> <li>54 Gold Waste &amp; Grid for M<sup>c</sup>Alpine Access Shower Trap</li> </ol> | <ol style="list-style-type: none"> <li>55 Tundish with 19/23mm Universal Outlet</li> <li>56 Side Inlet Tundish with 19/23mm Universal Outlet</li> <li>57 Top Inlet Tundish with 19/23mm Universal Outlet</li> <li>58 3/4" Overflow x 1 1/2" Flushpipe Tee</li> <li>59 Nozzle for M<sup>c</sup>Alpine Washing Machine Trap</li> <li>60 1 1/2" Tee Piece with Adaptor for Washing or Dishwashing Machine Discharge Hose</li> </ol> |
|---|--|

