

























# 3/4" Overflow Pipe, Pushfit and Universal Fittings

## 3/4" Overflow Pipe, Pushfit and Universal Fittings

	Code
<b>HDPE White Overflow Pipe</b> 3/4" x 3m lengths	
	<b>R-3M</b>
	<b>Straight Connectors</b>
3/4" pushfit	<b>R1</b>
19/23mm universal	<b>R1M</b>
	<b>Straight Connector</b> with universal connections for 19/23mm rigid pipe and 25mm flexible pipe
Code	<b>R1M-CO</b>
	<b>90° Bends</b>
3/4" pushfit	<b>R2</b>
19/23mm universal	<b>R2M</b>
	<b>135° Bends</b>
3/4" pushfit	<b>R2A</b>
19/23mm universal	<b>R2AM</b>
	<b>Tees</b>
3/4" pushfit	<b>R3</b>
19/23mm universal	<b>R3M</b>
	<b>Straight Tank Connectors</b>
3/4" pushfit	<b>R4</b>
19/23mm universal	<b>R4M</b>
	<b>Blanking Cap</b> for overflow pipe with universal connection
	<b>R23U</b>

	Code
<b>Bent Tank Connectors</b>	
3/4" pushfit	<b>R5</b>
19/23mm universal	<b>R5M</b>
	<b>Straight Female Coupling</b> with fixed nut
	<b>R6</b>
	<b>Straight Female Coupling</b> with loose nut
	<b>R6A</b>
	<b>Straight Female Coupling</b> with fixed nut for converting male BSP outlets to pushfit fittings
	<b>R7</b>
	<b>90° Female Coupling</b> with loose nut
	<b>R8A</b>
	<b>ABS Adaptor</b> to convert 19mm connections up to 23mm OD pipe
	<b>R13</b>
	<b>Reducer in ABS</b> 1 1/4" plain tail to BS EN 1329-1:2000 x 19/23mm universal connection
	<b>R16</b>
	<b>Reducer in ABS</b> 1 1/2" plain tail to BS EN 1329-1:2000 x 19/23mm universal connection
	<b>R17</b>

	1 1/4" Code	1 1/2" Code
	<b>HDPE White Pipe</b> 3m lengths	
	<b>HD1-3M</b>	<b>HD2-3M</b>
	<b>Pipe Clip</b>	
	<b>S30</b>	<b>T30</b>
	<b>90° Bend</b>	
	<b>S4A</b>	<b>T4A</b>
	<b>90° Knuckle Bend</b>	
	<b>S4E</b>	<b>T4E</b>
	<b>90° Bend x BSP coupling nut</b>	
	<b>S5</b>	<b>T5</b>
	<b>Straight Connector</b>	
	<b>S18</b>	<b>T18</b>
	<b>Adaptor</b>	
	<b>S7</b>	<b>T7</b>
	<b>BSP Nut ordinary</b>	
	<b>S8A</b>	<b>T8A</b>
	<b>BSP Screwed Adaptor</b>	
	<b>S9</b>	<b>T9</b>

## Standing Waste Backnut Model



All standing wastes are supplied with backnut and washers  
**Standard length of stand pipe 18"**

When ordering state:  
 (1) Code  
 (2) Height required if not 18"

1 1/4" x 70mm flange x 3 1/2" tail	<b>SWL-18</b>
------------------------------------	---------------

1 1/2" x 70mm flange x 3 1/2" tail	<b>TWL-18</b>
------------------------------------	---------------

1 1/4" x 70mm flange x 1 1/2" tail	<b>SWS-18</b>
------------------------------------	---------------

1 1/2" x 70mm flange x 1 1/2" tail	<b>TWS-18</b>
------------------------------------	---------------

## Tank Overflow



### Unslotted Waste without Grid

1 1/4" x 70mm flange x 3 1/2" tail	<b>W10</b>
------------------------------------	------------

1 1/2" x 70mm flange x 3 1/2" tail	<b>W20</b>
------------------------------------	------------

1 1/4" x 70mm flange x 1 1/2" tail	<b>W11</b>
------------------------------------	------------

1 1/2" x 70mm flange x 1 1/2" tail	<b>W21</b>
------------------------------------	------------

# Water Storage Cistern Fittings (Ex Bye-law 30 Fittings)



3/4" Code	1" Code	1 1/4" Code	1 1/2" Code	2" Code
--------------	------------	----------------	----------------	------------

**Complete Screened Tank Overflow Connector** with quick release filter - standard model

<b>R30</b>	<b>H28</b>	<b>R40</b>	<b>R45</b>	-
------------	------------	------------	------------	---



**Complete Screened Tank Overflow Connector** with quick release filter - extended model

<b>R30E</b>	-	<b>R40E</b>	<b>R45E</b>	-
-------------	---	-------------	-------------	---



**Screened Tank Breather**

<b>R31</b>	-	<b>SWLFBR</b>	<b>TWLFBR</b>	<b>ZWLFBR</b>
------------	---	---------------	---------------	---------------



**Screened Breather/Filter** with compression joint to pipe

<b>R32</b>	-	-	-	-
------------	---	---	---	---



**Tank Lid Adaptor** for expansion pipe

<b>R33</b>	-	-	-	-
------------	---	---	---	---



**Tank Connector**

<b>R4M</b>	<b>H11M</b>	<b>S11M</b>	<b>T11M</b>	<b>Z11M</b>
------------	-------------	-------------	-------------	-------------





3/4" Code	1" Code	1 1/4" Code	1 1/2" Code	2" Code
--------------	------------	----------------	----------------	------------

**Complete 3/4" BL30 Kit** comprising R30, R31, R33

<b>BL30-3/4</b>	-	-	-	-
-----------------	---	---	---	---



**Screened Breather/Filter/Frost Cover** with compression joint to pipe

-	-	<b>SWLFCV</b>	<b>TWLFCV</b>	-
---	---	---------------	---------------	---



**In-Line Screened/Filter Pipe Coupling**

<b>RWILF</b>	<b>HWILF</b>	<b>SWILF</b>	<b>TWILF</b>	<b>ZWILF</b>
--------------	--------------	--------------	--------------	--------------



**Frost Protection Dip Tube Bend**  
Connect pipe to provide length of dip tube required

-	-	<b>S5</b>	<b>T5</b>	-
---	---	-----------	-----------	---



**90° Multifit x Plain End**

-	-	<b>MS4L</b>	<b>MT4L</b>	<b>MZ4L</b>
---	---	-------------	-------------	-------------



**90° Multifit Bend**

-	-	<b>MS4</b>	<b>MT4</b>	<b>MZ4</b>
---	---	------------	------------	------------

# Tundishes and Non-Return Valves

## Tundishes



**Tundish** with 3/4" pushfit outlet

Code

**TUN-1**



**Tundish** with 19/23mm universal outlet

**TUN-2**



**One-Piece Side Inlet Tundish** with 19/23mm universal outlet

**TUN-3**



**One-Piece Tundish** with 3/4" loose nut inlet x 19/23mm universal outlet

**TUN-4**



**One-Piece Tundish** with 19/23mm universal inlet x 1 1/4" universal outlet

**TUN-6**

## Non-Return Valves for WC Overflow



**Tunvalve (Clear)** with 3/4" female threaded inlet connection to WC overflow outlet x 19/23mm universal outlet

Code

**TUNVALVE**



**Tunvalve Straight Through (Clear)** with 19/23mm universal connections

Code

**TUN5-CL**

## In-Line Non-Return Valves



**Non-Return Valve** with 19/23mm universal connections

Code

**R28-NRV**



**90° Elbow with integral Non-Return Valve.** Plain tail inlet x 19/23mm universal outlet

Code

**R29-NRV**



**Convalve Non-Return Valve** with 1 1/4" universal connections

Code

**CONVALVE-125**



**Convalve Non-Return Valve** with 1 1/4" plain tail x 1 1/4" universal outlet

Code

**CONVALVE-125P**

■ Note: All above Non-Return Valves to be installed in the vertical position

### WC Overflow Kits with Tundish - Overflow into Flush Pipe

- Before installation relaxation of Bye-law 84 is required by local water authority



**WC Overflow Kit** comprises TUN-2, V33T, 90° pushfit elbow and two 3/4" x 12" lengths of overflow pipe †

Code **TUNKIT-1**

**WC Overflow Kit** comprises TUN-3, V33T, 90° pushfit elbow and two 3/4" x 12" lengths of overflow pipe †

Code **TUNKIT-3**

† Not suitable for use with high level cisterns as installation into external flush pipe would cause malfunction of the syphonic flushing action

### Tee Pieces



**Tee Piece** 1 1/2" BSP nut x 1 1/4" universal x 19/23mm universal connection †

Code **V33T**



**Tee Piece** with universal connection to flush pipe at both ends x 19/23mm universal connection †

Code **V33T-FP**



**Tee Piece** 1 1/2" BSP nut x 1 1/2" BSP thread x 19/23mm universal connection †

Code **V33S-22**

† Not suitable for use with high level cisterns as installation into external flush pipe would cause malfunction of the syphonic flushing action



Code **TUN-6**



Code **TUNVALVE**

