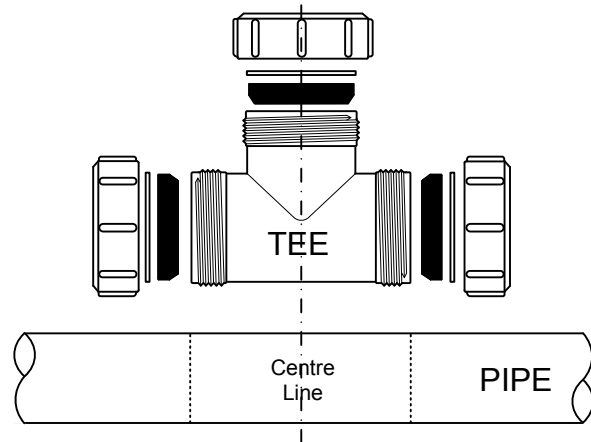


# V1MX

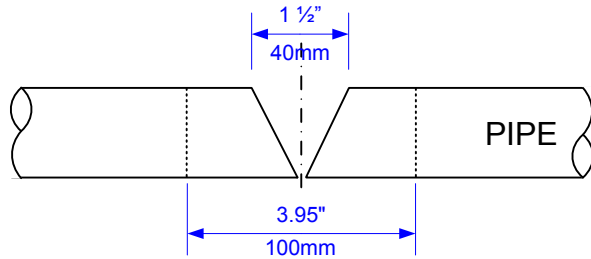
## 1 1/2" Equal Slip Tee Piece With Universal Outlet



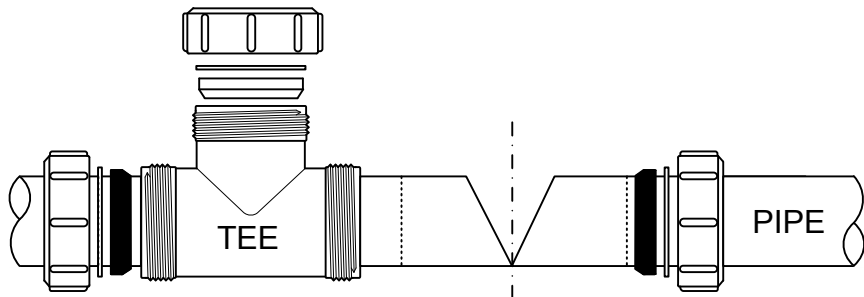
- 1.**  
Place Tee in position on pipe  
and mark each end of Tee  
and a Centre Line on the  
pipe.



- 2.**  
Cut a v-shape approximately  
19mm (3/4") each side of  
centre line, ensuring cut is all  
the way through the pipe.



- 3.**  
Slide Tee on to pipe, together  
with nuts, seals and backing  
washers.



- 4.**  
Slide Tee back to line up with  
markings and secure with  
nuts, backing washers and  
seals, as shown.

